




The Chronicles of Weibel

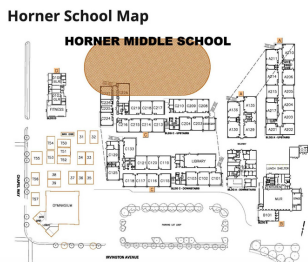


Editorial

By
Saihaan, Niya, Enoch, Anya

Hello wildcats! This is the last issue of the Weibel Chronicles. It has been a long year. Hang in there, school is almost over, and summer break is around the corner! Although the wildcats are excited about the two-month break, this is also a time of sadness and anxiety for our fifth graders. Next year, they will go to middle school, and leave our wonderful school. They will miss their teachers and the fun of elementary school. Speaking of middle school, many students are going to Horner next year, and they are curious about the school.

Most of the 5th graders in Weibel are going to John M. Horner Middle School next year. Some of them are nervous. That is completely normal as they are graduating and going to a new campus, with new teachers, new classes, and new rules. Horner is a big place, therefore it is easy to get lost if you're new. Unlike Weibel, their school campus is mostly inside. Here is a map showing where every class is.



Moving away from the future, this school year has been great, but is almost over! Yearbooks are coming out to preserve the memories of this unique year. Never again, will a yearbook be printed with students wearing their masks. This is a once in a lifetime yearbook! I hope that this year's yearbook will show that even a global pandemic can't stop us Wildcats!

Speaking of a global pandemic, let's hear about current Covid situations! Covid 19 has been a topic for a while now, as this year we got to come back. Now we've gotten to the point where masks are optional. More recently, Joe Biden made eight more Covid tests free to us. Cases have also seemed to be lowering.

Editorial cont'd

Another important thing is the Russia/Ukraine war. Russia has recently taken Mariupol, a city in Ukraine, and also the most bombed city in the war. Our student council sold bracelets and stickers to help Ukraine children's hospitals. The war does not seem to be over, and there's probably more casualties coming. On a more positive note, we have more articles in this newspaper to read.

Now let's talk about all the different articles you will be seeing. We have two interviews. Simrah is interviewing Ms. Lee, while Mihika is interviewing outgoing 5th graders. Speaking of that, Tiya is writing send off advice for outgoing 5th graders. If you want to start a youtube career, Saihaan is writing an article on how to succeed on Youtube. Moving to games, we have Evelyn writing about the rules of chess, and Krishna presenting an article about different types of rubik's cubes. Enoch is doing a game review on Cuphead. Games include jokes and word searches, by Kashvi and Iris. We have Alana explaining how the Iphone works. We also have an article about Bryce Canyon National Park, by Aarav. Naomi has written an intriguing article on Popular Pianists. We have a biography by Niya, about the president of Ukraine, Volodymyr Zelenskyy. Did you know Fremont was chosen as the happiest city in America? That is exactly what Anya is writing about. And lastly, we have Aashna, who is showing you how to make a sugar scrub, a perfect gift for your mom next Mother's day. We hope you enjoy all of these articles.

School is almost out, Summer is around the corner, and this is going to be our last article. We hope that you will like our article. We appreciate you for reading, and we hope that you enjoy all these newspaper articles. Again, this is going to be our last article. We wish you a great summer vacation. Stay safe, and have a good day.



Wildcat Wisdom

How do I convince my mom to buy me something?

- Anonymous, Grade 5



Dear Anonymous-

To convince your mom to get something, it depends on what that something is. One way that might work is to try to convince your mom that the thing will be educational in some way. For example, if you want to get a gaming pc, tell your mom that you want to build it instead of getting a pre-built computer. If you build your own computer, you will learn more about how computers work and how to build things in general. Like I said, it depends on the item, but try to find a way to do this. Of course, you can always wait for your birthday or a holiday or do something like chores or try to get your grades up in exchange. Lastly, you need to be kind, whether it be the asking part or just in general. Hopefully this helps you get what you want.

Sincerely,
Wildcat Wisdom

How can I become a better student?

-Anonymous, Grade 4

Dear Anonymous -

The first thing you need to do is start taking notes during class. If you cannot do that, maybe you can go online and research for videos about the certain topic you need more work on. Another thing you could do is take all of your textbooks home and review them. You could make a schedule of the time you do homework, and study certain subjects, so that you don't have to jam in everything and get overwhelmed. If you don't get the topic, you could ask your teacher to go over it one more time with you when they are free. You could also ask a parent or sibling at home for help.

The second thing you should do is take notes & make flashcards when you can. If you can't do that in class, then you could do it while reviewing certain topics at home. Make flashcards, one side with the question on it, and the other side with the answer on it. This is a good technique I use to remember certain things in subjects including math, english, science, and social studies.

The third thing you could do is quiz yourself over and over again (or you could have a friend or family member quiz you). Ask yourself questions about the topic, and see if you can answer them. If you can't, go back to the flashcard making step. For me, quizzing myself is the best way for me to remember important stuff for lessons, quizzes, and tests. Do these over and over again and I'm sure you will be valedictorian in no time.

Sincerely,
Wildcat Wisdom



Wildcat Wisdom

My mom is angry cuz I didn't get good grades on my report card. What do I do?
- Anonymous, Grade 4

Dear Anonymous-

Thank you for seeking our advice. I am aware of your concerns and know what problem you are facing. Many people go through the same problem as you. Sometimes you just don't get good grades. Considering the fact that your mom is upset with you, try not to be upset back at her. That will just get you into more trouble. Instead, try to convince your mom that you will do better next time. Try to say things that support the fact that you will do your best to improve. For example, maybe next time you can study a little harder. If you know that you did your best this trimester, just say that you will try to get better grades as time goes on. Try to bring her attention to your good grades and areas of understanding. I'm sure that you'll get better grades and I hope you can convince your mom to think so as well!

PS. Talk to your mom about your grades in a time where she is relaxed (like when she has her cup of coffee with her).

Sincerely,
Wildcat Wisdom



Wildcat Wisdom

My friend said I'm a bad friend. what do I do
-Anonymous

friends

Dear Anonymous,

It is always sad when someone says you're a bad friend. But, there is a good chance that they are only joking around. The tone of how they said it is very important. If they had an angry tone of voice when saying it, then they might mean it. You should only proceed with these options if you are sure your friend was serious when he/she called you a bad friend.

1. Ignore it - Go on with your daily life as if you are still friends with them. They likely will forget about it after a few days. If they tell you to leave and repeat that you are a bad friend, then you should try option #2.
2. Talk it out - Ask them why they said you were a bad friend. If they don't want to talk to you, then it's better to leave as you can irritate them even more.
3. Tell an adult - I would recommend ignoring it and making new friends. But, if they start being mean to you, then you should definitely tell a teacher.
4. Make new friends next year - There are only a few days left of this school year, so it is
5. It is best to deal with it until the end of school. You can try to make new friends next year.

This is what I would suggest when a friend calls you a bad friend. Remember that it's fine to ditch a friend if they are mean to you, but there are ways to stay friends for longer.

Sincerely,
Wildcat Wisdom

My friend gave away one of my biggest secrets what should I do?
-Anonymous

Dear Anonymous,

Well, you should first go to your friend and ask why they gave away one of your secrets. Maybe you did something to your friend which your friend didn't like. Also it depends how bad the secret is. If everyone is teasing you then you just ignore them. They will see that it won't be fun anymore because they can't get a reaction out of you. But whatever you do, don't give out one of her secrets. She will feel terrible and that won't fix anything.

Sincerely,
Wildcat Wisdom



Rules of Chess

by
Evelyn Huang

Chess is played on a 64 square board, with 32 light, and 32 dark. Each player plays either white, or black, and controls 16 pieces of their color. White always starts the game, and opponents take turns to move a piece. To win, you have to checkmate the king. That means to attack the king, in a way that the opponent cannot do anything to prevent it. Each piece captures in the same way as it moves, except for the pawn. Here are the basic rules of chess and how the pieces act.

Pawn- Pawns can only move forward one step at a time and cannot move backward. They capture pieces diagonally one square in front of them. On the first move, they can choose to move two squares forward. If they reach the end of the board, they can promote, or change, into another piece of their choice(except the king). A player starts with 8 of them. They are worth 1 point.

Knight- Knights move in little "L"s. When they move 2 squares up or down, they then move one square to the left or right. If they move 2 squares left or right, they then move one square up or down. Knights are the only pieces that are able to jump over other pieces. A player starts with 2 of them. They are worth 3 points.

Bishop- Bishops can move diagonally as far as they can reach before being blocked by a piece, or the edge of the board. You start with a light-squared bishop and a dark-squared bishop. They are also worth 3 points.

Rook- Rooks can move up, down, left, or right as far as they can reach before being blocked by a piece, or the edge of the board. A player starts with 2 of them. They are worth 5 points.

Queen- The Queen is the most powerful piece. To put it simply, they act like a Bishop and a Rook combined. They move up, right, down, left, and diagonally as far as they can reach before being blocked by a piece, or the edge of the board. A player starts with 1 of them. They are worth 9 points.

King- The King is the most important piece in the game. They move in any direction but only one square at a time. The king can castle, or move 2 squares towards the rook, and the rook jumps over. This can only happen when the king and the rook involved have not moved yet. A player starts with 1 of them. They are not worth anything, since you cannot capture a king.

-The following rules will always end in a draw-

Stalemate- When a player has no legal moves but isn't in check

Threefold repetition- When the same position repeats 3 times in a game

50 move rule- When 50 moves go by without a capture or pawn move

Now you know the rules of chess! You can play over the board with friends and family, or play online through the super dark and scary internet!



How to succeed in YouTube

By Saihaan

So, you want to go viral on YouTube? Researchers say about 30 percent of kids want to be a YouTuber when they grow up. My YouTube channel isn't that big, but I believe I can still help you. To get views, there are three main things that are needed to make a video viral: recommendations, good title and thumbnail, and, of course, an engaging video. I'll separate all of these into separate paragraphs, so you can skip around as you wish.

First thing is the video. You need to find what you want to do. You also want to make it consistent, (this is the most important as you will get long term subscribers, but you can also mix it up) so if you play Minecraft in one video, you should play that or other games in another video. Once you find what you want to make, it's time to make it. It's important to choose the right tools to make a high quality video. For video editing software, choose Davinci Resolve. It's free, has everything you need, and if you want to go advanced it has an optimized workflow to make videos faster and has things that are used in movies. If you can, you may also buy the paid version. There's also softwares such as voice changers and higher quality video recorders (most built-in recorders aren't high quality), and you might want things like cameras. For constructing the video, you need to keep your watchers engaged. You can add comedic moments or, if you're doing video games, you can sort of make a story where you, the main character, has to beat the game. You can watch other popular videos to see what makes you keep watching.

Now, you need to make a good title and thumbnail. You want your video to actually be clicked so you can get views. Some people try to take advantage of this by doing something called 'clickbait', which is lying in your titles and thumbnails to get views. You shouldn't do anything like this other than a small exaggeration, because clicking on the video won't get you anything if you don't have enough watchtime. You could try to clickbait with shorts since they're, well short, but people will probably stop watching your videos after they see a few. Try to make the titles interesting, and the thumbnail eye-catching. After all, people will probably be scrolling through dozens of boring, unsaturated thumbnails. As with video creation, a good thing to do is find videos you watched and see what made you want to click it.

Finally, there's the recommendations. If people can't get the option to see your video, how will they see it? You basically just have to put keywords in your titles that match with trends, and it will get recommended. You can add tags too, but you mostly just have to get something people care about, and it will eventually come on YouTube's front page. It comes down to what your video is about. Another thing you can do is promote on other social media or some other method. I haven't figured out any big secrets, so that's all I have for recommendations.

So, I hope you enjoyed the video- oh wait, this was an article. Make sure to like and subscribe- wait, still not a video. Try out these tips and anything else you find, and one day you may blow up on YouTube. I hope you enjoyed, and peace out- I should probably stop with this YouTube outro.



Cuphead Game Review

By Enoch Teng

Cuphead: Don't Deal With the Devil, was an Indie title that was first announced in 2013, and the hype built up for the release of Cuphead. Cuphead released in 2017. The game is a run 'n gun, platformer, and shooter. The game was famous for 3 main reasons. One reason is for its 1930s animation style, as Cuphead was supposed to be a throwback to the type of games back then. It was all hand animated to create the 1930s look, which as you may imagine, takes a lot of work. All the bosses were 20 fps, while the gameplay was 60 fps. A lot of work was put into Cuphead. Another reason Cuphead was so good was because of Its amazing soundtrack. While most of Cuphead's soundtrack is composed of jazz, ragtime, and big band, there are also other genres thrown in, like samba. And now it's time to address the elephant in the room. The gameplay is the last main reason that Cuphead was such a big hit. In true 1930s fashion, the gameplay was challenging, very challenging. I can say this confidently, as I have beat the game before. The reason it was difficult was that Cuphead's designers made it purposefully difficult so that players could feel accomplishment when finally beating a boss that they were stuck on. There are also certain run 'n gun levels that give you coins upon completion. Coins would be used to buy power-ups in Porkreind's Emporium. The story is simple and straightforward. One day, Cuphead and his brother Mugman wander far from home. Cuphead stumbles upon the Devil's Casino. In the Casino, Cuphead finds himself on a winning streak, and is soon confronted by the Devil himself. The Devil offers Cuphead a bet. If he won, he would win the whole Casino, but if he lost, then he would lose his soul. Mugman advised Cuphead not to accept, but Cuphead, blinded by easy riches, rolled the dice. Cuphead rolls snake eyes, and ends up losing. The two boys plead to not have their souls taken, and the Devil asks for them to get all the soul contracts, from the runaway debtors. Now Cuphead is bestowed magical powers by Elder Kettle. He uses this to defeat all the debtors, and get all the soul contracts. After Cuphead has completed the last boss, he confronts the Devil. Now the player is confronted with a choice. Either hand over the soul contracts, or don't, and fight the devil. These result in different endings. Now I think I should talk about the Cuphead show now. The Cuphead show was a Netflix original that put the two brothers through different adventures. You can watch it on your own if you have a Netflix subscription. There is also an upcoming Cuphead DLC. In the end, I would recommend this game to anyone. The graphics are phenomenal, and the music is fantastic. Only thing to be careful of is if you generally get mad a lot in video games. Cuphead is very challenging, and it is not for everyone. That said, I still recommend it, and hope that you enjoy it if you get it. I really liked this game. 10/10. Thank you for reading my Article.



Jaguars

By Prithviraj

Hello Weibel Wildcats. Today I wanted to share some interesting facts about jaguars who are not yet extinct and other animals that have already gone extinct and some that are almost about to.


As a top-level carnivore, the big cat helps maintain a diversity of species by regulating prey numbers and competing with other, smaller carnivores. Jaguars are also important in human culture, frequently playing a central role in stories, songs and prayers of indigenous people. Yet today, jaguars have been almost eliminated from the United States and populations in Central and South America are falling because of habitat destruction, trophy hunting and conflict with humans.

A Splendid poison frog is a wonderfully named creature that is one of three Central American frog species to have been newly declared extinct.

There is only a pair of the Northern White Rhino left – two females, Najin and her daughter Fatu – meaning another member of their species will never naturally reproduce. Barring a scientific miracle, it is just a waiting game before they go extinct.

The smooth handfish, declared extinct this year, was the first marine species to be declared extinct in modern times, unfortunately showing that even the seafloor is not safe from the extinction crisis.

I hope you learned a thing or two about extinct animals, and also about the jaguars who are not yet extinct, but are very close to extinction. Have a great day, Weibel Wildcats.



Who is Zelensky?

By Niya

You might be hearing Zelensky's name every day in the news. He is the President of Ukraine and is leading his country through a war with Russia. Before he became President, Volodymyr Oleksandrovych Zelensky was actually a comedian, who acted in many movies and television series. Are you wondering how a comedian became a President?

President Zelensky was born on January 25, 1978. He is Jewish, and his grandfather survived the Holocaust, the "genocide of European-Jews during World War 2". Later, President Zelensky studied law, but his career changed in college when he became interested in theater and comedy. He acted in many films and television series, including *Our Time*, *Love in the Big City*, *Love in the Big City 2*, and *Love in the Big City 3*. He even voiced the Ukrainian version of Paddington bear.

About six years ago, President Zelensky starred as a comedian in the Ukrainian television series, "Servant of the People," in which he played the role of a President. Since people loved the way he played the President in this television series, they elected him as their President in 2018. He continues to serve as President of Ukraine to this day.

Currently, President Zelensky is well respected around the world for his courage to stay in Ukraine as its President during the war and lead his country through a Russian invasion. Surprisingly, President Zelensky was given a chance to evacuate, but he refused, responding, "The fight is here; I need ammunition, not a ride." His refusal to leave his country and travel to Poland, where it is safer, has earned him respect and praise for his bravery.



Top 2 pianists of all time

By: Naomi Li

As you know, there are many different pianists that are famous for their songs, or songs they have played. You probably have heard of Beethoven and Mozart which are really popular, or known in our time. However, there are some other pianists that were well known for creating music or songs.

Claudio Arrau

Claudio was a Chilean pianist born in February 1903 and died in June 1991. At a very early age, Arrau was told to learn piano from his mother who was a piano teacher. At 10, he was sent to Berlin by the Chilean government and got enrolled into a school of music. This helped Arrau early on to continue learning his future job. When Arrau was 11, he was able to play the song F. Liszt, which was known to be the hardest, most difficult song to play on the piano. He was awarded with the grand prix and toured in the soviet union in both 1929 and 1930. This was a big accomplishment for Arrau and will still be today. Still, there is much more to learn about him and his journey becoming a famous musician

Josef Hofmann

Hofmann was born in January 1876 and died 1957. He was well known for being in a concert or orchestra at the age of 6. At the age of 11, Hofmann toured the U.S. In the years 1926-1938, he became the director of the 'Curtis institute of music' and continued playing the piano. His piano playing was considered "poetic" or "free" meaning his music was calm and creative. He composed for a symphony, piano concert, solo piano music, and published 3 books about playing the piano. Sadly, his death was a horrible day, but even so, many people still remember him to this day.

Every pianist is unique in their own way no matter what.

Both these pianists believed in themselves and became amazing pianists and will continue to be remembered.



Inside The Iphone

By Alana

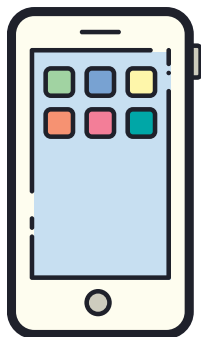
Everyone is familiar with an Iphone. The small rectangular object you can keep in your pocket. The device you wield to contact others, watch videos, and many other things. But how does this beeping, whooshing, clicking device actually work and how did it start out? What makes the screen light up or the touch screen operate? Discovering how this creation really functions may shock you. It might be more complicated than you might think. This is how an Iphone works.

When you touch a phone screen, the image moves, or you type a letter. But how does that even work? When you touch the screen, circuits inside the phone, register your finger and what it is trying to do. It sends the electricity toward your finger and the screen moves. Another way an Iphone detects movement is the pressure you put on your finger. The Iphone senses that pressure causing the circuits to touch and function. But some phones work differently. Some phones sense the light waves around the phone and how other things block it. But some other objects can touch the screen but not move it. What happens then? Some objects can brush against the phone but the phone doesn't sense it. Again, some phones work differently. An Iphone can calculate the amount of pressure the object has but others use the delicate layers of the screen to locate what and where it is.

Newer Iphones make it easier to unlock your device with extra features. Most use fingerprint sensors. Fingerprint sensors open and close your phone with no one else opening it themselves. Since everyone on Earth has a different and unique fingerprint, it makes it safe for you to unlock it. When you place your thumb on the button, electricity is sent from inside of the device only where your finger makes contact. This causes the phone to read your fingerprint, opening the phone.

Whenever you are watching a funny video on your mobile device, you can hear the sound coming from the phone. You can even change the volume on the side. A tiny black box on the right and left of the iPhone releases the sound. When you adjust the volume to your liking, the button sends a signal and increases or decreases the frequency. The electric current from the buttons sends all the way down to the small speakers changing the volume.

An iPhone has endless secrets to it from touch screen to volume. Of course, there are even more functions. All these movements like swiping down or pressing a button on screen happens in a nanosecond. Mobile devices are truly amazing once you realize what happens behind the scenes. Who knows what will be invented next?



The Beautiful Bryce Canyon

By Aarav

There is a wide range of places to go during summer break, from beaches to snow-covered mountains, but one of my favorites is national parks, and that's why I'd like to tell you about my trip to Bryce Canyon, Utah. In case you didn't know, national parks are scenic or historically significant areas of countryside protected by the federal government for the general public's enjoyment or the preservation of wildlife. They have natural wonders that you most likely wouldn't see anywhere else. In my lifetime, I have gone to many national parks before, but Bryce Canyon takes the cake.

Before telling you about my trip, I'd like to explain some of Bryce Canyon's background and past. Bryce Canyon was named after Ebenezer Bryce, who was the first to build a home in the area in 1874. The park covers 35,835 acres, and has a very interesting legend. This legend was made by a tribe that used to live there long ago, which were called the Pauite. Here is how it goes:

"Before there were any Indians, the Legend People lived in that place. There were many of them. They were of many kinds--birds, animals, lizards and such things, but they looked like people. They were not people. They had the power to make themselves look that way. For some reason the Legend People in that place were bad; they did something that was not good, perhaps a fight, perhaps some stole something...the tale is not clear at this point. Because they were bad, Coyote turned them all into rocks. You can see them in that place now all turned into rocks; some standing in rows, some sitting down, some holding onto others. You can see their faces, with paint on them just as they were before they became rocks. The name of that place is Angka-ku-wass-a-wits (red painted faces)."

These rocks that they describe are known as hoodoos, which are tall, spindly structures that form within sedimentary rock and protrude from the bottom of an arid drainage basin or badland. These are so wondrous because they are formed by erosion, and erosion only. Rain, wind, flowing water, you name it. These forces make Bryce Canyon what it is today. That's why this canyon is famous, and why I love it. Now, onto my trip.

There were many things to do in Bryce, all of which were quite enjoyable. We had to wake up early because some places were seen best at certain times. First, we went to Sunrise point, of course, at Sunrise. The view was breathtaking.

There were many hoodoos scattered about below us, blending in with the pretty green mountains in the background. But best of all, the sun, just coming over the horizon, made the land glow a deep orange.

After that experience, I started to wonder why the land was a reddish-orange color. My mom told me that different sediments combine to make this red stone. More specifically, sandstones, dolostones, limestones, and mudstones. I became fascinated with the formation and started googling facts about Bryce Canyon. Now, don't take me for a nerd, but I eventually learned that the Colorado River that shaped the Grand Canyon also shaped Bryce using erosion! There is one other thing that caused Bryce Canyon to become what it is today. That is the Colorado Plateau uplift. This is when the tectonic plates under the plateau started shifting. This caused the plateau to rise and erode it. But even more surprising is how the hoodoos were formed. Every single hoodoo was about the same height as the plateau, but eventually snow, ice and water eroded the land around it. Every winter, snow would fall on the hoodoos, and would chip away parts of the hoodoos once it melted. Many people said that when they visited Bryce Canyon again a few years later, the hoodoos looked different. That's how fast this land is breaking down.

We moved on, and next, we went to Bryce point, where we saw what people call the amphitheater view. When I looked down, I understood why. The whole ground in front of us was shaped like an amphitheater. There was a "stage" in the middle and hoodoos that looked like people encircled it. This was my favorite place in Bryce Canyon. I couldn't believe this was all formed naturally!

We finished at lunchtime and began to drive to the visitor center to have lunch. After that, we went into the gift shop, where we learned about the NPS Junior Ranger Program. This program was about exploring and protecting national parks, and if you completed tasks for all the parks in the Junior Ranger book, you would get a badge! I bought one of those books and I am starting to complete it.

Last, we went to Sunset Point. Honestly, I'm not going to lie, it was pretty much the same as Sunrise Point, but anyways, the trip was still awesome. We went to Zion next, which was very close. I would really recommend you to go to Bryce Canyon during summer break!



DIY Sugar Scrub for Your Mom 🧑

By Aashna Patil

We celebrate Mother's day in the month of May each year. Here is an easy gift idea you can make for Mother's Day. I tried making this recipe myself, and it turned out amazing!



Sugar Scrub Ingredients:

- 1 ½ cups of white sugar
- ¼ cup olive oil
- 5-6 drops essential oil of your choice
- Spoon for mixing the ingredients above
- Mixing bowl (preferably metal so that the oil doesn't seep through)
- Jar for storing sugar scrub at the end (Preferably a plastic jar, it won't have a chance of breaking.)
- (Optional items) Can put a label for decoration (In the link, pages 2 and 3), Can put a ribbon around the lid, Can use a paper bag, decorate it, and use as a gift bag (Brown bag can be used, I prefer a white bag)

Directions to Make The Sugar Scrub:

1. Pour all the sugar into the mixing bowl.
2. Add ¼ cup olive oil
3. Mix all of the ingredients together
4. Put the 5-6 drops of essential oil at the end and mix it with the rest of the ingredients.
5. Scoop the mixture into your jar
6. (Optional) Put a label, ribbon, decorate the bag, put it into the bag, and give it to your mom!

How long will the scrub last?

It should last, at least, 2-3 months. If your mom uses it wisely, it might last up to 6 months!

Link for label:

<https://www.pre-kpages.com/wp-content/uploads/2015/04/mothers-day-sugar-scrub-labels.pdf>

Interview With Ms. Lee

By: Simrah Mustafa

We have all seen Ms. Lee around campus from bright and early in the morning to late in the afternoon, but how many of us truly know our amazing principal? Ms. Lee does very important work not only as principal of Weibel, but also as the principal of Virtual Academy! I wanted to interview her to get to know her better and share more about her and her journey with the entire Weibel community. In this insightful interview, our principal offers advice on responsibility for students, a peek into the numerous tasks in her everyday work life, and fun facts about herself! Thank you so much, Ms. Lee, for everything you've done for all of us.

What is your favorite part of being at Weibel?

- I love being part of the Weibel community as a teacher and as an administrator.

How did you go from a teacher to a principal at Weibel?

- I taught 10 years for FUSD starting with 1st grade and ending with 5th grade as my last year. I was in room 9 teaching a 4/5 combo before starting as a principal!

What motivated you to become the principal?

- I enjoyed taking leadership roles as a teacher and became interested in an administrative role. I started the administrative program while teaching and learned to love the job.

What is one of your greatest achievements?

- A great achievement as a principal would be that I have experiences both in teaching and being a principal at Weibel.

What is a regular day at Weibel for you?

- During the day my day is spontaneous as we really can't predict what will happen to all of the students and staff at Weibel! After school, my day is filled with meetings and school events.

What do you hope to accomplish in the future?

- I hope to continue and grow as a principal.

How do you manage to be the virtual academy principal & Weibel's?

- This was a very difficult task for me this school year. This is my 5th year as a principal and was one of the hardest tasks to take care of. I had to ask for lots of help and understanding from both schools.

Do you have any advice for how students can also balance multiple responsibilities in their lives?

- Learn to take many responsibilities, but also learn to balance them. Know when to ask for help and when to say it's too much.

Do you have any pets?

- Yes, I have one dog named Cookie. She is 13 years old!

What is your favorite movie?

- I love Pixar movies and independent films.

Where is your favorite place to go?

- Probably the ocean/beach nearby and of course Disneyland!

If you could go to any singer's concert right now, whose would you go to?

- Due to the pandemic, it's been a while so I think I would love to go to any concert right now!

Thank you again so much Ms. Lee for everything you do for us here at Weibel! :)

Dear Students of Weibel,

I have learned so much over the past few years of being a Wildcat. How to work together as a team, make friends, solve problems, and, most of all, further my knowledge.

Weibel has taught me so much so I wish I could send at least a little advice to be ready to conquer your day.

- Always work as a team.

I know this may be hard for most students but working as a team helped me gain more insights into different opinions on just one topic. As a team, I have been corrected for my mistakes and even learned how to do better. Before joining Weibel, I always did my projects alone because I thought working with a team was too much work. Through Weibel, I have learned that teams can make you stronger.

- Come to school with a positive attitude

When you wake up in the morning, you should start your day with a positive mindset. Starting with a positive attitude not only boosts your energy but increases your positivity. I remember when I was little, I hated waking up at 7:30 to go to school, but one of my teachers said that when you wake up with a positive attitude, you are more energetic and fun. But when you wake up gloomy, your day will only get worse. So, stay happy and positive when you enter your classroom.

- ALWAYS try your best!

When you go through the years of elementary school, you should always try your best. Even when you are feeling down or lazy, you should always put in your maximum effort to not only feel confident about your answer but also become as clear as possible. When you do your homework, it is always best to try your hardest to get the highest grade. I know this may be hard for some students because I know a lot of people are pretty lazy with their work. Just try your work because it always counts.

As you can see, there are so many pieces of advice I have learned from these last few years in Weibel. Trust me, if I had the space, I would have put in a lot more pieces of advice. Thank you so much for reading all of our essays and being really supportive throughout the year. Have a great rest of the year and stay strong, Wildcats!

Thank you so much,
Tiya Lintu

Interview with fifth graders

By Mihika

Lots of fifth graders are moving out of Weibel and are going to middle school. Everyone's so excited! But how do some fifth-graders feel? Read in for interviews with some fifth graders about middle school.

Anonymous:

Q: Are you excited to go to middle school? Why or why not?

A: I am excited but also a little nervous about going to middle school. I am excited about going to a new school but at the same time, I'm a little nervous. I'm also excited about making new friends.

Q: What are you looking forward to in middle school?

A: I am looking forward to having new teachers and friends. I'm also excited about the new classes I will take.

Q: What are you not looking forward to in middle school?

A; I am not looking forward to getting lost all the time in the hallways because Hornor is a pretty big school.

Q: What will you miss about Weibel?

A: I will miss having to not walk around the school to get to classes. I will also miss having recess and breaks. I will not miss having longer school times because Weibel ends later than hornor.

Anonymous:

Q: Are you excited to go to middle school? Why or why not?

A: I am so excited!! I have dreamed of going to middle school!!!! I am excited to have new teachers and classes!!

Q: What are you looking forward to in middle school?

A: I am looking forward to having new classes and teachers. Also I am excited about middle school. I am excited about taking the bus to Horner.

Q: What are you not looking forward to in middle school?

A: I am not looking forward to having a lot of homework and classes.

Q: What will you miss about Weibel?

A: I will miss the way teachers in Weibel find fun ways to get the kids engaged in school work. They find ways to make learning fun.

Anonymous:

Q: Are you excited to go to middle school? Why or why not?

A: I'm nervous because this will be a new school and you will have to make new friends.

Q: What are you looking forward to in middle school?

A: I am looking forward to the classes that will be new.

Q: What are you not looking forward to in middle school?

A; I am not looking forward to making new friends.

Q: What will you miss about Weibel?

A: I will miss Weibel and all the fun activities we do like the Wildcat Run.

RUBIK'S PUZZLES

By Krishna

Rubik's puzzles are considered by some as one of the trickiest puzzles out there. In fact, only about 5.3% of people in the world can solve this puzzle. The original puzzle was made by Erno Rubik and other people have taken on the challenge of creating one of these puzzles. As a result of this, there are over 50 different Rubik's puzzles. Let's take a look at some of them.

Traditional 3x3



This cube is probably the most recognizable of the bunch that I am going to cover. This cube can be solved in many ways, the most famous being the Beginner method and CFOP. This cube was created in 1974 and was made by Erno Rubik.

The Rubik's Revenge: 4x4



Also known as the Rubik's Master Cube, the 4x4 cube is also well-known. This one, obviously, is harder than the 3x3. The fastest time that this cube has been solved in is 17.42 seconds. This puzzle, surprisingly, wasn't actually made by Erno Rubik. Instead it was made by Peter Sebesteny. This cube was almost named the Sebesteny cube until a last-minute discussion that changed the name to the Rubik's Revenge to attract fans from the original cube.

Pyraminx



This is a particularly interesting one. Since it is shaped in a pyramid, it has a very limited set of moves, and there are no middle layer turns from the bottom-up, unlike the 3x3 and somewhat the 4x4. It was made by Uwe Meffert in 1981. This puzzle is the 2nd most popular in the world. The fastest time to solve this is, and get this, 0.91 seconds!

Megaminx



This cube has 12 sides. It is a really hard puzzle and can take a few weeks to learn. This puzzle was made 1 year after the pyraminx, and by the same person: Uwe Meffert. The fastest time to solve this cube is 27.22 seconds. It was set by Juan Pablo Huanqui in 2019.

Rubik's 2x2



Also referred to as the Pocket cube, this cube was made in 1983, one year after the Megaminx, and was made by Erno Rubik. The current world record for this cube stands at 0.49 seconds. This record was achieved by Maciej Czapiewski in 2016.

Over time, the Rubik's cube has evolved, and has led to many interesting types of puzzles, like the ones we covered today. Thank you for exploring these puzzles with me today.

Jovial Jokes

By Kashvi

Need a quick laugh or some spirit?! Check out these funny jokes which are sure to make things more exciting!

What do you call a person who studies happy parrots?
A jollypollyologist!

What time do you go to the dentist?
Tooth hurty!

What does a thesaurus eat for breakfast?
A synonym roll.

What do you call fish with no eyes?
Fsh

What did the pig put on his rash?
OINKment

Why do rappers like Christmas so much?
Because of all the wrapping!

How do you make Lady Gaga mad?
Poker face!


What do you get when you mix a German Shepard and a giraffe?
A watchdog for the fifteenth floor!

What bow can't be tied?
A rainbow

What can you serve but never eat?
A tennis ball!

What do you call a train full of bubblegum?
A chew-chew train!

What happened to the shark when he ate to many keys?
He turned into the Lock-ness monster!



Risible Riddles!

By Kashvi

What two things can you never eat for breakfast?

Lunch and dinner

How do you fix a cracked pumpkin?

With a pumpkin patch

What is orange in color, green on top, and sounds like a parrot?

A carrot

You see me once in June, twice in November and not at all in May. What am I?

The letter "e"

What is yours but mostly used by others?

Your name

If you drop me, I'm sure to crack, but give me a smile and I'll always smile back. What am I?

A mirror

Forward I am heavy, but backward I am not. What am I?

The word "ton"

What has many ears but cannot hear?

Corn

What has many keys but can't open any doors?

A piano

Four legs up, four legs down, soft in the middle, hard all around. What am I?

A bed

What falls in winter but never gets hurt?

Snow

I'm light as a feather, yet the strongest person can't hold me for five minutes. What am I?

Your breath



End of the School Year - By Iris

O U T D O O R S U S V L H C W
B U J U L Y P O O B M N X W Q
H G S U M M E R B H O T U F Y
B V S U M M E R B R E A K A U
I A D U A O U O A V P B Q R H
C C U S Y U Z G R E L Z N P A
E A Z H U C B B E T A B N S P
C T A K C N L E S D Y F K W P
R I I D N F S A T F I Q D I Y
E O R J P F R C T V N I K M S
A N P U X U E H R R G Z O M U
M J L N U N L T G E A X T I N
B H A E H E A T I Q E V G N Z
X C N A M G X U I P M N E G A
C A E M W X U N X Q K Z J L A

summer break

swimming

summer

beach

hot

sunscreen

outdoors

happy

July

sun

ice cream

air plane

travel

rest

relax

vacation

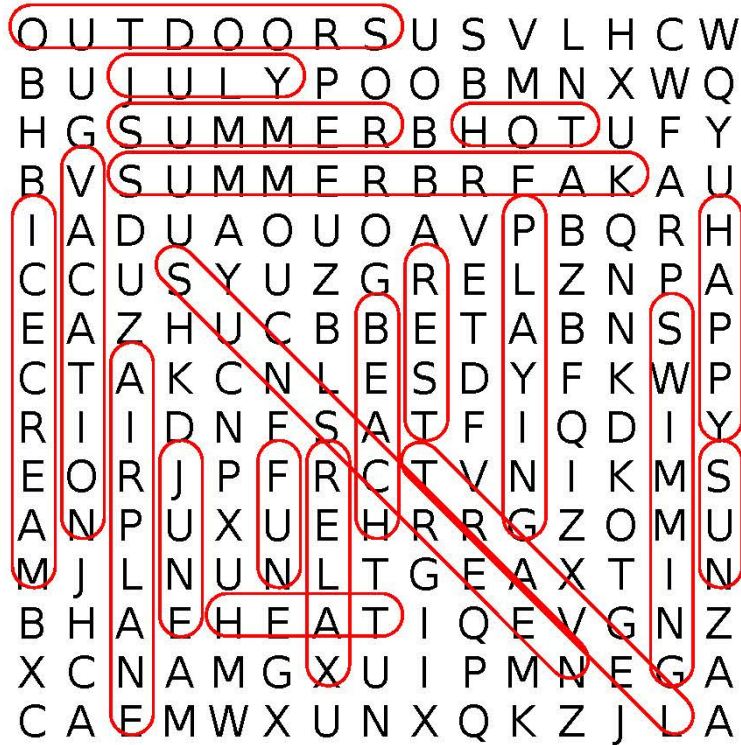
playing

June

heat

fun

End of the School Year



summer break

swimming

summer

beach

hot

sunscreen

outdoors

happy

July

sun

ice cream

air plane

travel

rest

relax

vacation

playing

June

heat

fun

Newspaper Staff

Evelyn Huang
Krishna Seshan
Aarav Gulrajani
Anya Chandrasekar
Leo Su
Iris Chuang
Simrah Mustafa
Niya Panchumarthi
Alana Mariano
Aashna. Patil
Tiya Lintu
Mihika Agarwal
Kashvi Lath
Naomi Li
Prithviraj Singh
Saihaan Khan
Enoch Teng

Staff Advisor: Mrs. Meggan Lam
Parent Advisor: Mrs. Fahria Khan